

Scaled data based on original data using
LM-79-08 Approved Method: Electrical and Photometric Measurements of Solid-
State Lighting Products

Test Report Prepared for
Cooper Lighting Solutions
(formerly Eaton)

Brand: McGRAW-EDISON

Report Number: P227069

Luminaire Tested: **ISW-AF-1200-LED-E1-SL4-7030**

Issue Date: 3/3/2020

Test Information

Test Method: LM-79-08
Report Number: P227069
TEST IS SCALED FROM IESNA LM-79-08 TEST DATA (P35947)
Test Lab: INNOVATION CENTER-P3
Issue Date: 3/3/2020
Manufacturer: COOPER LIGHTING SOLUTIONS (FORMERLY EATON)
Product Line: MCGRAW-EDISON
Catalog Number: ISW-AF-1200-LED-E1-SL4-7030
Description: IMPACT ELITE LED WEDGE LUMINAIRE
LIGHT SQUARE WITH ACCULED OPTICS-TYPE IV W/SPILL CONTROL
Light Source: (16) 3000K CCT, 70 CRI LEDs
Ballast/Driver: ELECTRONIC DRIVER

Summary

Lumens per Lamp: N/A
Luminaire Lumens: 5454.6 lumens
Efficiency: N/A
Efficacy: 82.6 lumens/watt
Luminous Opening: Rectangular (W 0.5' x L: 0.5' x H: 0')
IES Classification: Type IV - Short - Semi-Cutoff
BUG Rating: B1 - U1 - G2

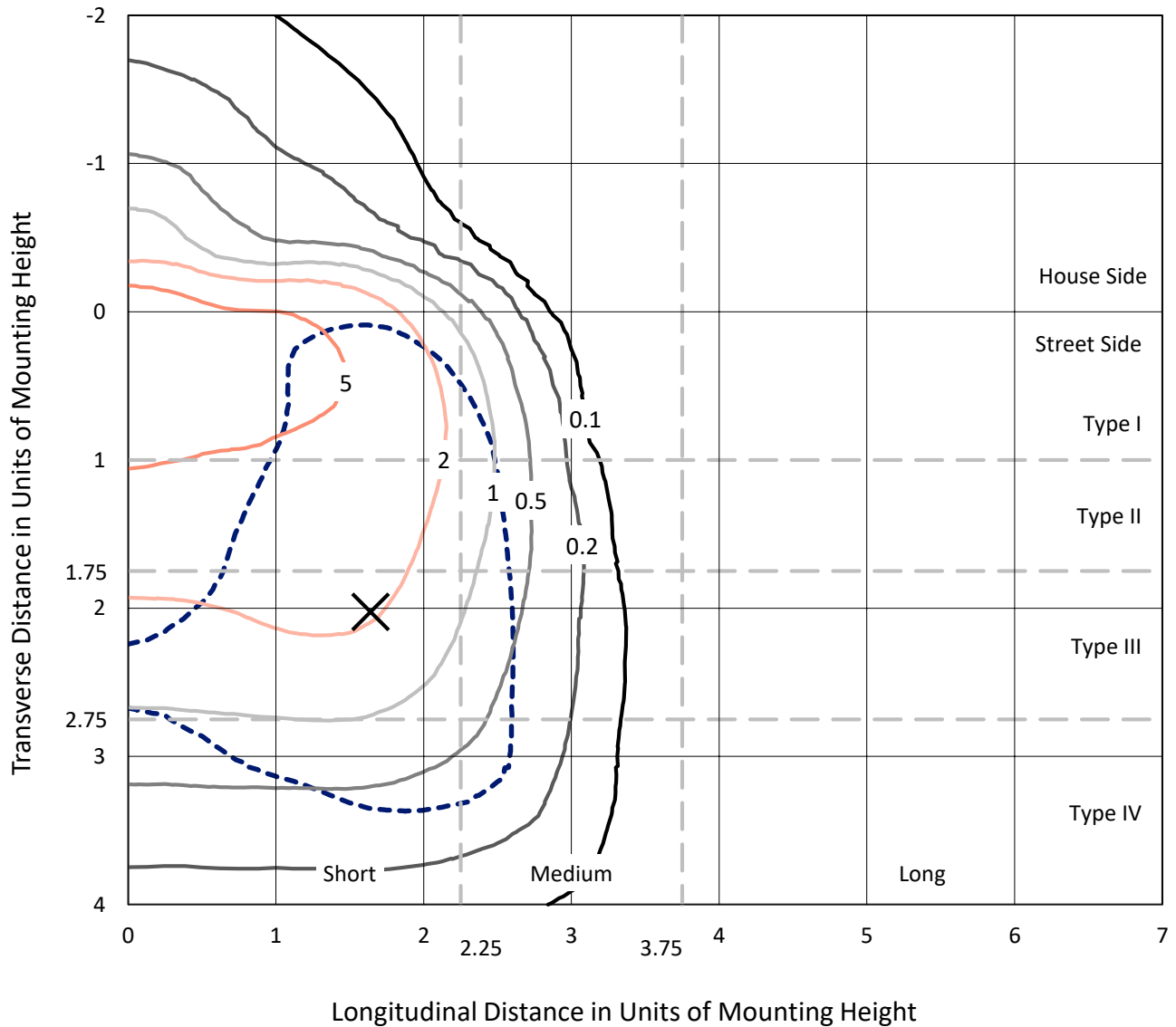
Input Watts (W): 66
Input Voltage (V): 120
Input Current (Ain): NR
Voltage Rise (V): NR
Power Factor: NR
Total Harmonic Distortion (THDi): NR
Frequency (hertz): 60
Stabilization Time: NR
Operation Time: NR
Ambient Temperature (°C): NR
Test Distance: 25 FT



REPORT NUMBER: P227069
 CATALOG NUMBER: ISW-AF-1200-LED-E1-SL4-7030

Iso-Footcandle Lines of Horizontal Illumination

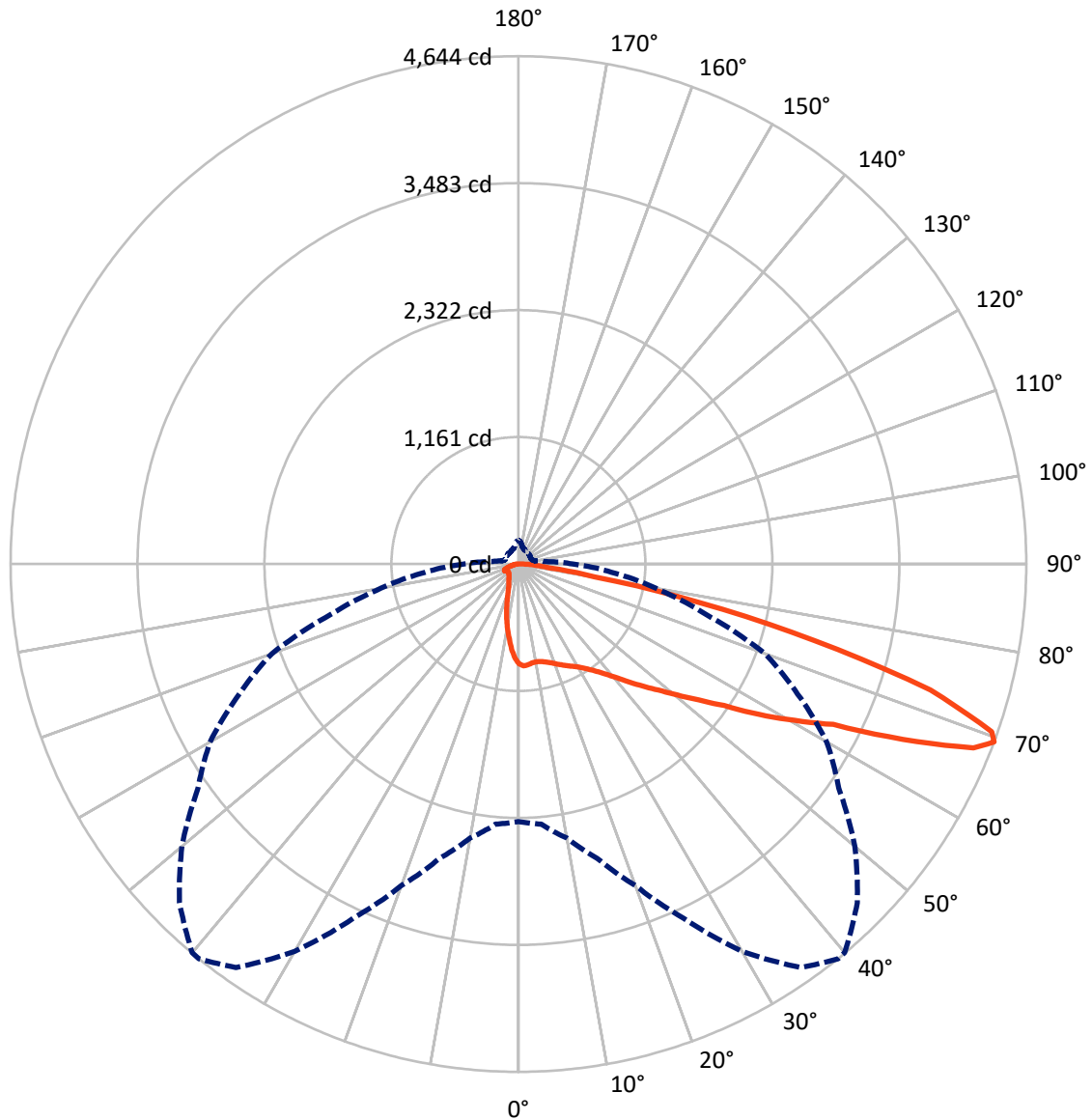
✕ Max cd
 - - - 1/2 Max cd



Based on 10 foot mounting height. Maximum calculated value = 9.1 fc
 Type IV - Short - Semi-Cutoff

REPORT NUMBER: P227069
CATALOG NUMBER: ISW-AF-1200-LED-E1-SL4-7030

Luminous Intensity Polar Plot



— Vertical Plane Through 39-Deg Lateral - - - Horizontal Cone Through 69-Deg Vertical

REPORT NUMBER: P227069

CATALOG NUMBER: ISW-AF-1200-LED-E1-SL4-7030

FLUX DISTRIBUTION:

		Downward	Upward	Total
House Side	Lumens	690.1	0.2	690.3
	% Fixture	12.7	0.0	12.7
Street Side	Lumens	4762.9	1.3	4764.3
	% Fixture	87.3	0.0	87.3
Total	Lumens	5453.1	1.5	5454.6
	% Fixture	100.0	0.0	100.0

Coefficient of Utilization

ZONAL LUMENS:

Zone	Lumens	% Fixture
0°-10°	78.9	1.4
10°-20°	198.9	3.6
20°-30°	309.5	5.7
30°-40°	467.8	8.6
40°-50°	748.5	13.7
50°-60°	1176.5	21.6
60°-70°	1584.1	29.0
70°-80°	785.8	14.4
80°-90°	103.2	1.9
90°-100°	1.5	0.0
100°-110°	0.0	0.0
110°-120°	0.0	0.0
120°-130°	0.0	0.0
130°-140°	0.0	0.0
140°-150°	0.0	0.0
150°-160°	0.0	0.0
160°-170°	0.0	0.0
170°-180°	0.0	0.0
0°-90°	5453.1	100.0
0°-180°	5454.6	100.0



REPORT NUMBER: P227069

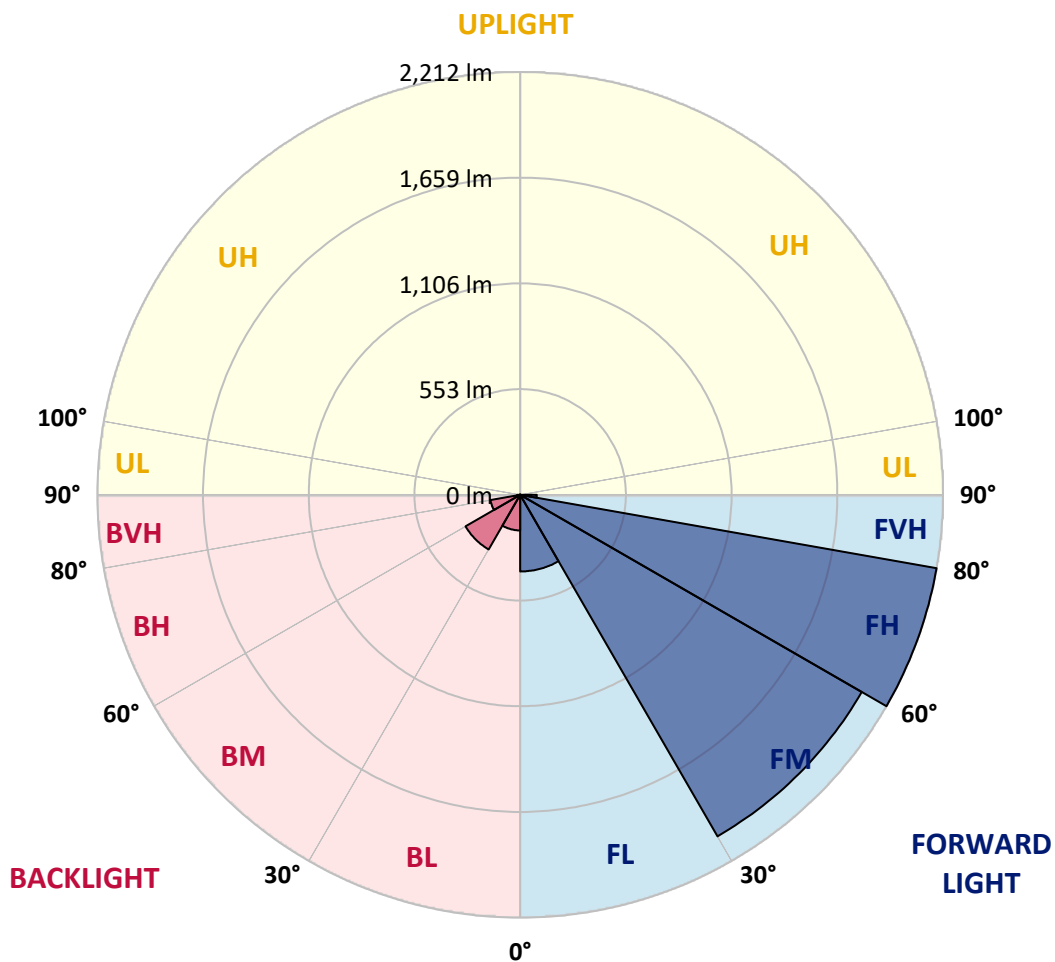
CATALOG NUMBER: ISW-AF-1200-LED-E1-SL4-7030

LUMINAIRE CLASSIFICATION SYSTEM LUMEN TABLE AND BUG RATING:

Zone		Lumens	% Fixture	Zone Rating/Lumen Limit		
				B	U	G
FL	(0°-30°)	401.0	7.4			
FM	(30°-60°)	2063.1	37.8			
FH	(60°-80°)	2211.9	40.6			G2/5000
FVH	(80°-90°)	87.0	1.6			G1/100
BL	(0°-30°)	186.2	3.4	B1/500		
BM	(30°-60°)	329.7	6.0	B1/1000		
BH	(60°-80°)	158.0	2.9	B1/500		G1/500
BVH	(80°-90°)	16.3	0.3			G1/100
UL	(90°-100°)	1.5	0.0		U1/10	
UH	(100°-180°)	0.2	0.0		U1/10	

BUG Rating: B1-U1-G2

Type IV Short





REPORT NUMBER: P227069

CATALOG NUMBER: ISW-AF-1200-LED-E1-SL4-7030

CANDELA DISTRIBUTION (FULL):

	0°	5°	10°	15°	20°	25°	30°	35°	39°	40°	45°
0°	913.6	913.6	913.6	913.6	913.6	913.6	913.6	913.6	913.6	913.6	913.6
2.5°	935.7	936.6	936.6	937.5	934.0	934.0	934.8	931.3	933.1	932.2	927.8
5°	937.5	938.4	937.5	938.4	934.0	932.2	928.6	924.2	926.0	925.1	918.9
7.5°	933.1	934.0	932.2	933.1	927.8	924.2	918.9	915.4	912.7	911.8	903.9
10°	923.3	926.0	922.4	925.1	920.7	917.1	914.5	910.9	909.2	908.3	899.4
12.5°	909.2	910.9	911.8	915.4	915.4	916.3	916.3	913.6	914.5	913.6	906.5
15°	895.9	902.1	908.3	911.8	918.9	923.3	926.9	926.0	928.6	927.8	923.3
17.5°	895.9	901.2	911.8	923.3	936.6	942.8	948.1	948.1	949.0	947.2	940.2
20°	899.4	909.2	926.9	946.4	962.3	974.7	978.2	977.3	973.8	973.8	961.4
22.5°	928.6	934.8	954.3	975.6	997.7	1010.1	1011.0	1008.3	1001.2	999.5	984.4
25°	970.3	977.3	995.0	1022.5	1039.3	1049.0	1046.4	1037.5	1030.5	1024.3	1008.3
27.5°	1034.9	1040.2	1057.9	1076.5	1086.2	1089.8	1079.1	1066.7	1058.8	1056.1	1034.9
30°	1101.3	1108.4	1122.5	1134.0	1142.0	1131.4	1114.6	1100.4	1093.3	1091.5	1072.1
32.5°	1182.7	1183.6	1193.3	1196.0	1196.9	1179.2	1156.2	1142.9	1140.2	1136.7	1121.6
35°	1257.1	1261.5	1259.7	1258.8	1250.9	1228.8	1209.3	1201.3	1198.7	1197.8	1185.4
37.5°	1323.5	1330.6	1326.1	1318.2	1308.4	1290.7	1270.4	1261.5	1270.4	1265.0	1267.7
40°	1388.1	1388.1	1382.8	1378.4	1366.9	1350.0	1342.9	1343.8	1358.0	1361.5	1365.1
42.5°	1443.9	1443.0	1437.7	1434.1	1432.4	1428.8	1425.3	1442.1	1469.5	1474.9	1482.8
45°	1505.0	1504.1	1483.7	1490.8	1503.2	1505.8	1518.2	1557.2	1590.8	1593.5	1610.3
47.5°	1564.3	1557.2	1537.7	1544.8	1580.2	1598.8	1619.2	1674.0	1721.0	1730.7	1777.6
50°	1626.2	1619.2	1597.9	1611.2	1660.8	1695.3	1743.1	1819.2	1883.8	1897.1	1958.2
52.5°	1690.9	1690.0	1673.2	1693.5	1754.6	1824.5	1899.8	1985.7	2064.4	2081.3	2171.6
55°	1768.8	1764.3	1757.3	1782.0	1868.8	1962.6	2080.4	2197.2	2283.1	2313.2	2404.4
57.5°	1856.4	1854.6	1855.5	1906.9	2011.3	2153.9	2298.2	2455.7	2597.4	2618.6	2703.6
60°	1932.5	1936.1	1956.4	2037.0	2168.0	2361.0	2563.7	2777.1	2902.8	2924.9	3008.1
62.5°	2025.5	2045.9	2091.0	2192.8	2346.8	2580.6	2843.5	3069.2	3231.2	3276.4	3434.0
65°	2248.6	2264.5	2348.6	2471.7	2668.2	2967.4	3269.3	3597.7	3865.1	3905.8	4041.2
67.5°	2411.5	2452.2	2584.1	2785.0	3069.2	3451.7	3866.0	4263.4	4489.2	4507.8	4413.1
69°	2354.8	2388.5	2544.3	2786.8	3129.4	3574.7	4089.9	4505.1	4644.1	4640.6	4383.0
70°	2268.1	2299.0	2470.8	2706.3	3079.0	3560.5	4093.5	4506.9	4591.0	4559.1	4264.3
72.5°	1899.8	1927.2	2088.3	2334.4	2695.6	3173.7	3675.6	3958.0	3940.3	3913.8	3426.9
75°	1186.3	1184.5	1325.2	1467.8	1748.4	2231.8	2605.3	2832.0	2795.7	2775.3	2199.9
77.5°	443.5	474.5	525.8	679.0	808.2	1069.4	1371.3	1623.6	1693.5	1604.1	1184.5
80°	231.1	247.9	281.5	335.5	386.0	441.7	531.2	683.4	707.3	659.5	478.0
82.5°	182.4	202.7	236.4	282.4	317.8	296.6	279.7	289.5	287.7	274.4	243.4
85°	138.1	162.0	216.9	263.8	314.3	265.6	211.6	185.0	164.7	165.5	176.2
87.5°	69.1	89.4	170.9	230.2	273.5	176.2	138.1	107.1	89.4	85.9	115.1
90°	21.2	21.2	34.5	45.1	62.0	31.0	30.1	23.0	16.8	16.8	26.6
92.5°	0.0	0.0	0.0	0.0	0.0	0.0	0.0	0.0	0.0	0.0	0.0
95°	0.0	0.0	0.0	0.0	0.0	0.0	0.0	0.0	0.0	0.0	0.0
97.5°	0.0	0.0	0.0	0.0	0.0	0.0	0.0	0.0	0.0	0.0	0.0
100°	0.0	0.0	0.0	0.0	0.0	0.0	0.0	0.0	0.0	0.0	0.0
102.5°	0.0	0.0	0.0	0.0	0.0	0.0	0.0	0.0	0.0	0.0	0.0
105°	0.0	0.0	0.0	0.0	0.0	0.0	0.0	0.0	0.0	0.0	0.0
107.5°	0.0	0.0	0.0	0.0	0.0	0.0	0.0	0.0	0.0	0.0	0.0



REPORT NUMBER: P227069

CATALOG NUMBER: ISW-AF-1200-LED-E1-SL4-7030

CANDELA DISTRIBUTION (continued):

	0°	5°	10°	15°	20°	25°	30°	35°	39°	40°	45°
110°	0.0	0.0	0.0	0.0	0.0	0.0	0.0	0.0	0.0	0.0	0.0
112.5°	0.0	0.0	0.0	0.0	0.0	0.0	0.0	0.0	0.0	0.0	0.0
115°	0.0	0.0	0.0	0.0	0.0	0.0	0.0	0.0	0.0	0.0	0.0
117.5°	0.0	0.0	0.0	0.0	0.0	0.0	0.0	0.0	0.0	0.0	0.0
120°	0.0	0.0	0.0	0.0	0.0	0.0	0.0	0.0	0.0	0.0	0.0
122.5°	0.0	0.0	0.0	0.0	0.0	0.0	0.0	0.0	0.0	0.0	0.0
125°	0.0	0.0	0.0	0.0	0.0	0.0	0.0	0.0	0.0	0.0	0.0
127.5°	0.0	0.0	0.0	0.0	0.0	0.0	0.0	0.0	0.0	0.0	0.0
130°	0.0	0.0	0.0	0.0	0.0	0.0	0.0	0.0	0.0	0.0	0.0
132.5°	0.0	0.0	0.0	0.0	0.0	0.0	0.0	0.0	0.0	0.0	0.0
135°	0.0	0.0	0.0	0.0	0.0	0.0	0.0	0.0	0.0	0.0	0.0
137.5°	0.0	0.0	0.0	0.0	0.0	0.0	0.0	0.0	0.0	0.0	0.0
140°	0.0	0.0	0.0	0.0	0.0	0.0	0.0	0.0	0.0	0.0	0.0
142.5°	0.0	0.0	0.0	0.0	0.0	0.0	0.0	0.0	0.0	0.0	0.0
145°	0.0	0.0	0.0	0.0	0.0	0.0	0.0	0.0	0.0	0.0	0.0
147.5°	0.0	0.0	0.0	0.0	0.0	0.0	0.0	0.0	0.0	0.0	0.0
150°	0.0	0.0	0.0	0.0	0.0	0.0	0.0	0.0	0.0	0.0	0.0
152.5°	0.0	0.0	0.0	0.0	0.0	0.0	0.0	0.0	0.0	0.0	0.0
155°	0.0	0.0	0.0	0.0	0.0	0.0	0.0	0.0	0.0	0.0	0.0
157.5°	0.0	0.0	0.0	0.0	0.0	0.0	0.0	0.0	0.0	0.0	0.0
160°	0.0	0.0	0.0	0.0	0.0	0.0	0.0	0.0	0.0	0.0	0.0
162.5°	0.0	0.0	0.0	0.0	0.0	0.0	0.0	0.0	0.0	0.0	0.0
165°	0.0	0.0	0.0	0.0	0.0	0.0	0.0	0.0	0.0	0.0	0.0
167.5°	0.0	0.0	0.0	0.0	0.0	0.0	0.0	0.0	0.0	0.0	0.0
170°	0.0	0.0	0.0	0.0	0.0	0.0	0.0	0.0	0.0	0.0	0.0
172.5°	0.0	0.0	0.0	0.0	0.0	0.0	0.0	0.0	0.0	0.0	0.0
175°	0.0	0.0	0.0	0.0	0.0	0.0	0.0	0.0	0.0	0.0	0.0
177.5°	0.0	0.0	0.0	0.0	0.0	0.0	0.0	0.0	0.0	0.0	0.0
180°	0.0	0.0	0.0	0.0	0.0	0.0	0.0	0.0	0.0	0.0	0.0



REPORT NUMBER: P227069

CATALOG NUMBER: ISW-AF-1200-LED-E1-SL4-7030

CANDELA DISTRIBUTION (continued):

	50°	55°	60°	65°	70°	75°	80°	85°	90°	95°	100°
0°	913.6	913.6	913.6	913.6	913.6	913.6	913.6	913.6	913.6	913.6	913.6
2.5°	924.2	924.2	922.4	921.6	918.9	915.4	912.7	908.3	905.6	901.2	895.9
5°	912.7	909.2	907.4	903.9	898.5	894.1	888.8	882.6	875.5	866.7	856.9
7.5°	897.7	892.3	886.2	884.4	878.2	872.9	866.7	857.8	848.1	832.2	819.8
10°	891.5	886.2	880.8	877.3	869.3	863.1	856.1	844.5	832.2	810.9	787.9
12.5°	897.7	892.3	887.0	880.8	873.8	866.7	856.9	842.8	826.0	798.5	770.2
15°	912.7	907.4	898.5	892.3	882.6	876.4	863.1	847.2	822.4	788.8	751.6
17.5°	929.5	921.6	913.6	903.9	895.0	887.0	872.9	852.5	821.5	781.7	733.9
20°	945.5	936.6	924.2	917.1	908.3	896.8	881.7	856.9	819.8	767.5	715.3
22.5°	964.1	952.5	939.3	931.3	924.2	914.5	896.8	864.9	819.8	759.6	694.0
25°	988.0	972.9	959.6	951.7	947.2	940.2	918.9	883.5	826.0	755.1	676.3
27.5°	1016.3	996.8	985.3	980.0	979.1	973.8	952.5	908.3	840.1	755.1	659.5
30°	1049.9	1033.1	1018.1	1018.1	1028.7	1025.1	1001.2	946.4	862.2	757.8	647.1
32.5°	1096.8	1080.0	1071.2	1080.0	1091.5	1095.1	1067.6	1000.4	898.5	770.2	634.7
35°	1165.9	1155.3	1149.1	1162.4	1185.4	1194.2	1160.6	1080.9	951.7	794.1	627.7
37.5°	1257.1	1249.1	1241.1	1264.2	1307.5	1325.2	1276.6	1173.9	1027.8	833.9	624.1
40°	1361.5	1362.4	1371.3	1417.3	1458.9	1496.1	1441.2	1314.6	1132.3	890.6	627.7
42.5°	1485.5	1495.2	1525.3	1589.1	1669.6	1698.8	1645.7	1484.6	1262.4	958.7	636.5
45°	1639.5	1665.2	1716.5	1811.3	1908.6	1953.8	1878.5	1698.8	1426.2	1067.6	661.3
47.5°	1803.3	1859.9	1946.7	2061.8	2175.1	2204.3	2111.4	1892.7	1586.4	1164.1	699.4
50°	2013.1	2082.1	2168.9	2307.0	2427.4	2445.1	2322.1	2072.4	1726.3	1248.2	735.7
52.5°	2208.7	2302.6	2413.2	2573.5	2695.6	2673.5	2514.2	2232.6	1836.9	1305.8	756.0
55°	2476.1	2573.5	2698.3	2838.2	2959.4	2906.3	2688.6	2369.0	1925.5	1348.3	762.2
57.5°	2781.5	2855.9	2978.0	3121.5	3201.1	3109.9	2860.3	2501.8	2009.6	1349.1	713.5
60°	3081.6	3168.4	3302.9	3443.7	3488.0	3330.4	2979.8	2522.1	1926.3	1204.0	571.0
62.5°	3526.0	3613.7	3681.8	3704.8	3625.2	3308.2	2840.8	2307.0	1660.8	949.9	404.6
65°	4022.7	3923.5	3791.6	3667.7	3450.8	2969.2	2449.5	1895.4	1288.9	634.7	278.9
67.5°	4152.8	3850.9	3564.1	3287.9	2883.3	2364.5	1847.6	1333.2	826.8	361.2	189.4
69°	4017.3	3576.5	3256.9	2818.7	2400.8	1769.6	1273.0	854.3	494.0	251.4	158.5
70°	3769.5	3310.9	2878.0	2408.8	1859.9	1351.8	846.3	559.5	322.2	183.3	142.5
72.5°	2844.4	2274.3	1752.8	1138.5	694.0	385.1	270.9	193.9	153.2	134.6	122.2
75°	1644.8	1095.1	717.1	382.4	226.6	168.2	147.0	131.0	121.3	116.9	106.2
77.5°	694.0	433.8	293.9	215.1	152.3	130.1	113.3	104.5	103.6	100.9	91.2
80°	316.0	270.9	231.1	162.0	116.0	99.1	86.8	85.0	86.8	84.1	74.4
82.5°	234.6	231.1	193.0	124.8	88.5	66.4	54.0	56.7	63.7	69.1	60.2
85°	195.6	195.6	162.0	93.0	58.4	42.5	41.6	46.9	53.1	57.5	48.7
87.5°	179.7	172.6	93.0	47.8	33.6	27.4	25.7	23.0	23.0	39.8	33.6
90°	17.7	8.0	4.4	3.5	4.4	3.5	5.3	4.4	4.4	4.4	4.4
92.5°	0.0	0.0	0.0	0.0	0.0	0.0	0.0	0.0	0.0	0.0	0.0
95°	0.0	0.0	0.0	0.0	0.0	0.0	0.0	0.0	0.0	0.0	0.0
97.5°	0.0	0.0	0.0	0.0	0.0	0.0	0.0	0.0	0.0	0.0	0.0
100°	0.0	0.0	0.0	0.0	0.0	0.0	0.0	0.0	0.0	0.0	0.0
102.5°	0.0	0.0	0.0	0.0	0.0	0.0	0.0	0.0	0.0	0.0	0.0
105°	0.0	0.0	0.0	0.0	0.0	0.0	0.0	0.0	0.0	0.0	0.0
107.5°	0.0	0.0	0.0	0.0	0.0	0.0	0.0	0.0	0.0	0.0	0.0



REPORT NUMBER: P227069

CATALOG NUMBER: ISW-AF-1200-LED-E1-SL4-7030

CANDELA DISTRIBUTION (continued):

	50°	55°	60°	65°	70°	75°	80°	85°	90°	95°	100°
110°	0.0	0.0	0.0	0.0	0.0	0.0	0.0	0.0	0.0	0.0	0.0
112.5°	0.0	0.0	0.0	0.0	0.0	0.0	0.0	0.0	0.0	0.0	0.0
115°	0.0	0.0	0.0	0.0	0.0	0.0	0.0	0.0	0.0	0.0	0.0
117.5°	0.0	0.0	0.0	0.0	0.0	0.0	0.0	0.0	0.0	0.0	0.0
120°	0.0	0.0	0.0	0.0	0.0	0.0	0.0	0.0	0.0	0.0	0.0
122.5°	0.0	0.0	0.0	0.0	0.0	0.0	0.0	0.0	0.0	0.0	0.0
125°	0.0	0.0	0.0	0.0	0.0	0.0	0.0	0.0	0.0	0.0	0.0
127.5°	0.0	0.0	0.0	0.0	0.0	0.0	0.0	0.0	0.0	0.0	0.0
130°	0.0	0.0	0.0	0.0	0.0	0.0	0.0	0.0	0.0	0.0	0.0
132.5°	0.0	0.0	0.0	0.0	0.0	0.0	0.0	0.0	0.0	0.0	0.0
135°	0.0	0.0	0.0	0.0	0.0	0.0	0.0	0.0	0.0	0.0	0.0
137.5°	0.0	0.0	0.0	0.0	0.0	0.0	0.0	0.0	0.0	0.0	0.0
140°	0.0	0.0	0.0	0.0	0.0	0.0	0.0	0.0	0.0	0.0	0.0
142.5°	0.0	0.0	0.0	0.0	0.0	0.0	0.0	0.0	0.0	0.0	0.0
145°	0.0	0.0	0.0	0.0	0.0	0.0	0.0	0.0	0.0	0.0	0.0
147.5°	0.0	0.0	0.0	0.0	0.0	0.0	0.0	0.0	0.0	0.0	0.0
150°	0.0	0.0	0.0	0.0	0.0	0.0	0.0	0.0	0.0	0.0	0.0
152.5°	0.0	0.0	0.0	0.0	0.0	0.0	0.0	0.0	0.0	0.0	0.0
155°	0.0	0.0	0.0	0.0	0.0	0.0	0.0	0.0	0.0	0.0	0.0
157.5°	0.0	0.0	0.0	0.0	0.0	0.0	0.0	0.0	0.0	0.0	0.0
160°	0.0	0.0	0.0	0.0	0.0	0.0	0.0	0.0	0.0	0.0	0.0
162.5°	0.0	0.0	0.0	0.0	0.0	0.0	0.0	0.0	0.0	0.0	0.0
165°	0.0	0.0	0.0	0.0	0.0	0.0	0.0	0.0	0.0	0.0	0.0
167.5°	0.0	0.0	0.0	0.0	0.0	0.0	0.0	0.0	0.0	0.0	0.0
170°	0.0	0.0	0.0	0.0	0.0	0.0	0.0	0.0	0.0	0.0	0.0
172.5°	0.0	0.0	0.0	0.0	0.0	0.0	0.0	0.0	0.0	0.0	0.0
175°	0.0	0.0	0.0	0.0	0.0	0.0	0.0	0.0	0.0	0.0	0.0
177.5°	0.0	0.0	0.0	0.0	0.0	0.0	0.0	0.0	0.0	0.0	0.0
180°	0.0	0.0	0.0	0.0	0.0	0.0	0.0	0.0	0.0	0.0	0.0



REPORT NUMBER: P227069

CATALOG NUMBER: ISW-AF-1200-LED-E1-SL4-7030

CANDELA DISTRIBUTION (continued):

	105°	110°	115°	120°	125°	130°	135°	140°	145°	150°	155°
0°	913.6	913.6	913.6	913.6	913.6	913.6	913.6	913.6	913.6	913.6	913.6
2.5°	891.5	887.9	879.1	877.3	874.6	871.1	870.2	865.8	856.9	855.2	856.1
5°	850.7	836.6	826.8	818.9	812.7	796.7	790.5	783.5	771.1	767.5	762.2
7.5°	802.9	786.1	766.6	752.5	735.7	718.8	705.6	688.7	675.5	667.5	653.3
10°	765.8	742.7	717.1	688.7	666.6	640.9	624.1	604.6	583.4	563.9	549.8
12.5°	737.4	705.6	668.4	634.7	602.9	575.4	545.3	517.9	491.3	464.8	441.7
15°	714.4	674.6	627.7	585.2	546.2	505.5	471.8	433.8	400.1	377.1	347.9
17.5°	689.6	638.3	582.5	532.9	482.5	440.0	397.5	357.6	325.8	295.7	271.8
20°	659.5	597.6	537.4	479.8	422.3	373.6	330.2	292.1	261.2	237.3	219.5
22.5°	625.9	553.3	483.4	420.5	363.0	315.2	274.4	246.1	223.1	209.8	204.5
25°	593.1	509.9	431.1	362.1	304.5	263.8	236.4	212.5	201.0	195.6	195.6
27.5°	563.0	465.7	378.0	310.7	255.0	223.1	201.8	192.1	186.8	186.8	189.4
30°	534.7	421.4	327.5	259.4	215.1	191.2	179.7	176.2	177.1	180.6	184.1
32.5°	501.9	378.9	284.2	223.1	186.8	170.9	162.0	162.9	167.3	173.5	179.7
35°	467.4	333.7	246.1	195.6	167.3	154.9	149.6	150.5	156.7	164.7	170.9
37.5°	436.4	297.4	216.9	174.4	153.2	145.2	140.8	141.6	146.1	155.8	163.8
40°	405.5	266.5	193.0	162.0	145.2	137.2	134.6	133.7	137.2	146.1	155.8
42.5°	378.9	239.9	178.8	153.2	139.9	132.8	129.2	129.2	131.0	138.1	147.8
45°	363.0	224.0	169.1	147.0	135.4	129.2	125.7	123.9	126.6	131.0	139.9
47.5°	363.0	216.0	162.9	142.5	131.9	126.6	122.2	121.3	122.2	126.6	135.4
50°	375.4	217.8	162.0	140.8	130.1	123.1	118.6	118.6	120.4	126.6	133.7
52.5°	386.0	221.3	164.7	142.5	130.1	121.3	116.0	115.1	117.7	123.9	130.1
55°	384.2	221.3	167.3	145.2	132.8	122.2	115.1	114.2	116.0	122.2	128.4
57.5°	343.5	208.0	164.7	147.0	136.3	126.6	119.5	116.9	118.6	123.9	129.2
60°	278.0	185.0	157.6	147.0	141.6	134.6	127.5	125.7	126.6	131.9	138.1
62.5°	217.8	164.7	148.7	146.1	144.3	140.8	138.1	136.3	136.3	140.8	146.1
65°	177.1	148.7	141.6	142.5	144.3	143.4	142.5	141.6	141.6	144.3	149.6
67.5°	147.8	133.7	131.9	134.6	136.3	137.2	138.1	137.2	138.1	140.8	147.0
69°	134.6	125.7	123.9	125.7	129.2	130.1	131.9	131.0	131.9	134.6	140.8
70°	126.6	119.5	117.7	120.4	123.1	123.9	125.7	124.8	125.7	128.4	134.6
72.5°	109.8	101.8	99.1	100.9	103.6	103.6	106.2	107.1	105.3	106.2	110.7
75°	93.8	85.0	80.6	81.4	81.4	81.4	83.2	83.2	81.4	80.6	81.4
77.5°	78.8	69.1	63.7	63.7	63.7	62.9	60.2	61.1	62.0	61.1	62.0
80°	62.0	54.0	48.7	48.7	48.7	46.9	46.0	46.0	47.8	49.6	48.7
82.5°	47.8	39.8	37.2	36.3	36.3	34.5	34.5	36.3	35.4	36.3	38.1
85°	34.5	28.3	25.7	26.6	25.7	23.9	24.8	27.4	27.4	26.6	28.3
87.5°	21.2	17.7	16.8	17.7	15.9	13.3	12.4	13.3	15.0	14.2	15.9
90°	2.7	1.8	1.8	1.8	2.7	1.8	1.8	1.8	2.7	2.7	1.8
92.5°	0.0	0.0	0.0	0.0	0.0	0.0	0.0	0.0	0.0	0.0	0.0
95°	0.0	0.0	0.0	0.0	0.0	0.0	0.0	0.0	0.0	0.0	0.0
97.5°	0.0	0.0	0.0	0.0	0.0	0.0	0.0	0.0	0.0	0.0	0.0
100°	0.0	0.0	0.0	0.0	0.0	0.0	0.0	0.0	0.0	0.0	0.0
102.5°	0.0	0.0	0.0	0.0	0.0	0.0	0.0	0.0	0.0	0.0	0.0
105°	0.0	0.0	0.0	0.0	0.0	0.0	0.0	0.0	0.0	0.0	0.0
107.5°	0.0	0.0	0.0	0.0	0.0	0.0	0.0	0.0	0.0	0.0	0.0



REPORT NUMBER: P227069
 CATALOG NUMBER: ISW-AF-1200-LED-E1-SL4-7030

REPORT N
 CATALOG

CANDELA DISTRIBUTION (continued):

CANDELA

	105°	110°	115°	120°	125°	130°	135°	140°	145°	150°	155°	
110°	0.0	0.0	0.0	0.0	0.0	0.0	0.0	0.0	0.0	0.0	0.0	0°
112.5°	0.0	0.0	0.0	0.0	0.0	0.0	0.0	0.0	0.0	0.0	0.0	2.5°
115°	0.0	0.0	0.0	0.0	0.0	0.0	0.0	0.0	0.0	0.0	0.0	5°
117.5°	0.0	0.0	0.0	0.0	0.0	0.0	0.0	0.0	0.0	0.0	0.0	7.5°
120°	0.0	0.0	0.0	0.0	0.0	0.0	0.0	0.0	0.0	0.0	0.0	10°
122.5°	0.0	0.0	0.0	0.0	0.0	0.0	0.0	0.0	0.0	0.0	0.0	12.5°
125°	0.0	0.0	0.0	0.0	0.0	0.0	0.0	0.0	0.0	0.0	0.0	15°
127.5°	0.0	0.0	0.0	0.0	0.0	0.0	0.0	0.0	0.0	0.0	0.0	17.5°
130°	0.0	0.0	0.0	0.0	0.0	0.0	0.0	0.0	0.0	0.0	0.0	20°
132.5°	0.0	0.0	0.0	0.0	0.0	0.0	0.0	0.0	0.0	0.0	0.0	22.5°
135°	0.0	0.0	0.0	0.0	0.0	0.0	0.0	0.0	0.0	0.0	0.0	25°
137.5°	0.0	0.0	0.0	0.0	0.0	0.0	0.0	0.0	0.0	0.0	0.0	27.5°
140°	0.0	0.0	0.0	0.0	0.0	0.0	0.0	0.0	0.0	0.0	0.0	30°
142.5°	0.0	0.0	0.0	0.0	0.0	0.0	0.0	0.0	0.0	0.0	0.0	32.5°
145°	0.0	0.0	0.0	0.0	0.0	0.0	0.0	0.0	0.0	0.0	0.0	35°
147.5°	0.0	0.0	0.0	0.0	0.0	0.0	0.0	0.0	0.0	0.0	0.0	37.5°
150°	0.0	0.0	0.0	0.0	0.0	0.0	0.0	0.0	0.0	0.0	0.0	40°
152.5°	0.0	0.0	0.0	0.0	0.0	0.0	0.0	0.0	0.0	0.0	0.0	42.5°
155°	0.0	0.0	0.0	0.0	0.0	0.0	0.0	0.0	0.0	0.0	0.0	45°
157.5°	0.0	0.0	0.0	0.0	0.0	0.0	0.0	0.0	0.0	0.0	0.0	47.5°
160°	0.0	0.0	0.0	0.0	0.0	0.0	0.0	0.0	0.0	0.0	0.0	50°
162.5°	0.0	0.0	0.0	0.0	0.0	0.0	0.0	0.0	0.0	0.0	0.0	52.5°
165°	0.0	0.0	0.0	0.0	0.0	0.0	0.0	0.0	0.0	0.0	0.0	55°
167.5°	0.0	0.0	0.0	0.0	0.0	0.0	0.0	0.0	0.0	0.0	0.0	57.5°
170°	0.0	0.0	0.0	0.0	0.0	0.0	0.0	0.0	0.0	0.0	0.0	60°
172.5°	0.0	0.0	0.0	0.0	0.0	0.0	0.0	0.0	0.0	0.0	0.0	62.5°
175°	0.0	0.0	0.0	0.0	0.0	0.0	0.0	0.0	0.0	0.0	0.0	65°
177.5°	0.0	0.0	0.0	0.0	0.0	0.0	0.0	0.0	0.0	0.0	0.0	67.5°
180°	0.0	0.0	0.0	0.0	0.0	0.0	0.0	0.0	0.0	0.0	0.0	69°
												70°
												72.5°
												75°
												77.5°
												80°
												82.5°
												85°
												87.5°
												90°
												92.5°
												95°
												97.5°
												100°
												102.5°
												105°
												107.5°

NUMBER: P227069
 NUMBER: ISW-AF-1200-LED-E1-SL4-7030

REPORT NUMBER: P
 CATALOG NUMBER:

DISTRIBUTION (continued):

160°	165°	170°	175°	180°
913.6	913.6	913.6	913.6	913.6
849.9	852.5	841.0	846.3	842.8
756.9	752.5	751.6	748.9	743.6
648.0	644.5	633.9	637.4	629.4
535.6	534.7	515.2	516.1	506.4
432.0	416.1	408.1	396.6	402.8
334.6	321.4	304.5	300.1	306.3
252.3	239.0	231.1	224.0	221.3
208.9	201.0	196.5	193.9	192.1
201.8	200.1	199.2	197.4	196.5
197.4	199.2	199.2	199.2	197.4
193.0	196.5	197.4	196.5	194.8
188.6	191.2	191.2	190.3	187.7
182.4	185.0	185.0	184.1	182.4
175.3	177.1	177.9	177.9	178.8
170.0	171.7	173.5	175.3	177.9
163.8	166.4	167.3	170.9	174.4
155.8	159.3	161.1	163.8	167.3
147.8	152.3	153.2	156.7	160.2
144.3	147.8	147.8	150.5	153.2
139.9	141.6	140.8	142.5	143.4
135.4	137.2	136.3	138.1	139.0
131.9	133.7	135.4	137.2	138.1
133.7	136.3	137.2	139.9	140.8
141.6	145.2	148.7	152.3	154.9
149.6	154.0	162.0	177.9	184.1
154.0	160.2	178.8	206.3	214.2
151.4	159.3	181.5	210.7	220.4
146.1	152.3	176.2	206.3	215.1
139.0	145.2	169.1	201.8	209.8
112.4	116.0	142.5	173.5	178.8
82.3	85.0	105.3	117.7	116.9
63.7	67.3	74.4	75.2	74.4
50.5	52.2	55.8	55.8	56.7
39.0	39.8	41.6	39.8	39.0
29.2	28.3	27.4	26.6	25.7
16.8	16.8	14.2	12.4	11.5
1.8	2.7	2.7	1.8	0.0
0.0	0.0	0.0	0.0	0.0
0.0	0.0	0.0	0.0	0.0
0.0	0.0	0.0	0.0	0.0
0.0	0.0	0.0	0.0	0.0
0.0	0.0	0.0	0.0	0.0
0.0	0.0	0.0	0.0	0.0
0.0	0.0	0.0	0.0	0.0
0.0	0.0	0.0	0.0	0.0
0.0	0.0	0.0	0.0	0.0
0.0	0.0	0.0	0.0	0.0

CANDELA DISTRIBUTION:

	160°
110°	0.0
112.5°	0.0
115°	0.0
117.5°	0.0
120°	0.0
122.5°	0.0
125°	0.0
127.5°	0.0
130°	0.0
132.5°	0.0
135°	0.0
137.5°	0.0
140°	0.0
142.5°	0.0
145°	0.0
147.5°	0.0
150°	0.0
152.5°	0.0
155°	0.0
157.5°	0.0
160°	0.0
162.5°	0.0
165°	0.0
167.5°	0.0
170°	0.0
172.5°	0.0
175°	0.0
177.5°	0.0
180°	0.0

